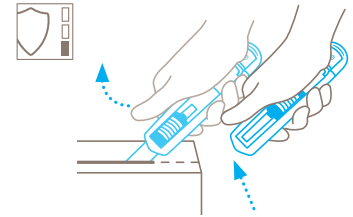


TECHNICAL DATA SHEET


SECUNORM 540 NO. 54000410

Safety technology



Automatic blade retraction – a high degree of safety

The automatic blade retraction of the SECUNORM 540 guarantees a high degree of safety from cut injuries. As soon as you have started to cut, take your thumb off the slider. Then the blade will retract into the handle immediately after leaving the material being cut.



ROBUST SAFETY KNIFE WITH AN CUTTING DEPTH OF 36 MM AND AUTOMATIC BLADE RETRACTION.

Order No. 54000410.02

Highly specialised – for many applications.

With its cutting depth of up to 36 mm, the SECUNORM 540 is in a field of its own. The MARTOR safety knife demonstrates its impressive strengths especially when cutting foam, polystyrene, paper rolls and bagged goods. For all its specialism, its robust and ergonomic aluminium handle is easy to hold and suitable for either hand. The proven automatic blade retraction protects you from cutting injuries.

Robust handle

The aluminium handle is already familiar from the SECUNORM PROF140. The handle and a newly developed plastic insert form a perfect team to ensure that your SECUNORM 540 is equipped to meet even the toughest tasks.

Optimised slider

A firm hold and grip are typical MARTOR characteristics. The SECUNORM 540 is no different. Its slider has a grooved structure and is especially large, giving the ideal conditions for comfortable, „hands-on“ work – even when wearing gloves.

Safe blade changing

The blade change button gives easy access to the blade, which is also held in place by a magnet. A further practical feature is that the blade cover can be lifted and locked in an open position.

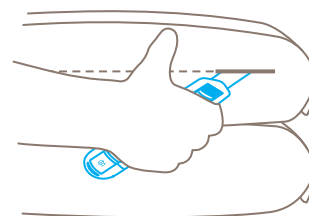
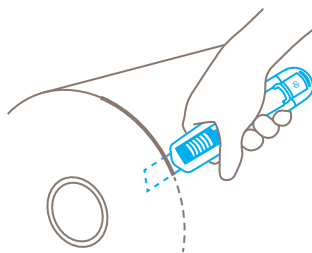
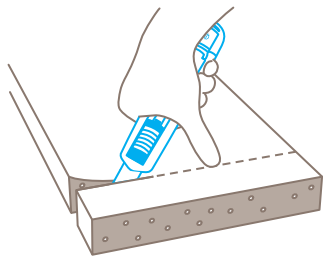
Very large cutting depth

The extra-large cutting depth is ideal for thick materials such as foam and polystyrene, but also for tasks such as cutting paper rolls. The quality blade has an extremely low risk of breakage.

Secure hold

For secure fastening, the SECUNORM 540 is equipped with a practical lanyard hole, another reason why it could become a constant companion. You then reduce risks two-fold: the risk of loss and the risk of cutting injuries.

USAGE



PRODUCT FEATURES

Technical features



High safety



Safer blade change
(with magnet)



Very abrasion resistant



Very ergonomic



Cutting depth



For right and left handers



Lanyard hole



Printable for promotional
purposes

Main cutting materials



Cardboard: up to 3-ply



Wrapping, stretch and
shrink foil



Plastic strapping band



PVC



Foam, polystyrene



Fleece



Bagged goods



Layers of foil or paper



Tape



Yarn, cord



Felt



Textile, material

Installed blade



NO. 7940

0,50 mm, 71.2 mm long

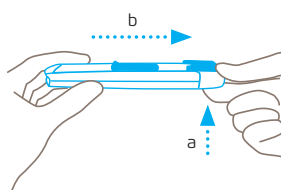
Optional blade



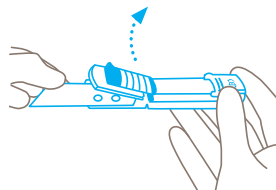
NO. 17940

0,50 mm, 71.2 mm long,
stainless

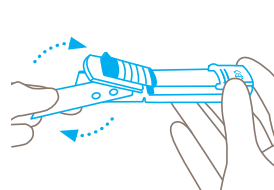
BLADE CHANGE



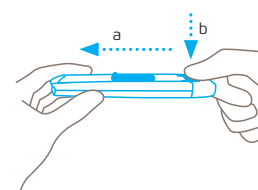
Press the blade change button **pushing up from below** and remove the plastic insert from the rear of the handle.



Hold the **blunt** side of the blade and use it to lift the blade cover upwards. The cover remains in the open position.



Reverse (for left handers) or replace the blade. Make sure you place the blade **exactly on the locating lobes**.



Close the blade cover and push the plastic insert back into the handle and then **press down** on the blade change button.

SERVICES OFFERED



Safety poster



Training video



Technical data sheet



Consulting service

PRODUCT AND PACKAGING DETAILS

Order No.	NO. 54000410.02	Packaging unit	1 in single unit box
Knife size (L x W x H)	143 x 17 x 31 mm	Size Single unit box	153 x 21 x 37 mm
Weight knife	79.0 g	Weight single unit box	92.0 g
Basic material	Aluminium	EAN Code single unit box	4002632801778
Cutting depth	36 mm	Quantity in outer pack	10 knives
		Size outer pack	114 x 78 x 156 mm
		EAN Code outer pack	4002632851773
		Customs tariff number	82119300

SAFETY CERTIFICATE

Date of issue	11.05.2020
Certification	GS certificate NO. 179480-7121-55094-2020

Certificates and awards



SAFETY ADVICE

To ensure that you use your new MARTOR knife safely and most effectively, please read and note the following user-instructions. Please keep the written guide in a safe place so that you can access it at any time.

1. General application instructions: Please always use the product carefully for manual cutting work only and not for any purposes other than those that are intended. Please take the correct handling and the proper use of the knives into account in this regard. As an additional safety measure, we recommend the wearing of safe gloves.

2. Special application instructions to avoid the danger of injuries: Only use knives that are in perfect condition and have sharp, clean and undamaged MARTOR blades. Employ the utmost care when handling the knives. Prior to use, familiarise yourself with the safety features and their functioning. Ensure that these safety features are not impaired by the type of material to be cut. **CAUTION:** The blade is sharp and can result in serious and deep cuts. Therefore, never reach into the blade! Do not place your free hand in the line of cutting and never cut directly towards you.

3. Replacement of spare parts: Replace any blades that become dull at the right time! Use only the replacement blades from MARTOR for this purpose. Dispose of old blades in a

proper fashion. They should not be placed in a waste paper bin, as this poses a considerable danger of injuries. Never perform any repairs yourself. If the knife shows signs of aging or any other wear, e.g. which impair safety features, blade changing or usage, the knife must be taken out of service and replaced. Do not modify this product in any way. Modifications of any kind may impair product safety. **CAUTION:** The risk of injury caused by manipulation of this product is extremely high.

4. Non-use of the knife: Always secure the blade in such a way (depending on product type) that injuries due to cuts are excluded. Store the knife in a secure place.

5. Care instructions: To guarantee a long service life, always keep the knife clean and do not expose it to unnecessary soiling and humidity.

CAUTION: No liability will be assumed for consequential losses. Subject to technical changes and errors! This knife does not belong in the hands of children!

ACCESSORIES

BELT HOLSTER S WITH CLIP NO. 9920



What do you do with your cutting tools when you are not actually using them? The MARTOR BELT HOLSTER S is a robust holder that allows you to carry all compact MARTOR knives as well as our safety scissors at all times. In addition, the compartments are designed to allow you to load different tools: for example you can also carry a pen or a pack of blades. The MARTOR BELT HOLSTER is the ideal place to stow your tools safely when moving from A to B - and have them at hand, as soon as they are required.

HOLSTER SMALL NO. 9842




This blue plastic HOLSTER is just like the black version, only smaller. Use it to safely store and transport for example for the SECUNORM 500 or the SECUNORM 300. With this HOLSTER on your hip, your knife will always be within grasping range.

USED BLADE CONTAINER NO. 9810



You can fill the USED BLADE CONTAINER with the content of your SAFEBOX. Or directly with your used blades. When the box is full, turn the lid until it shuts. Now the box cannot be reopened. The next step is to safely and completely dispose of the filled USED BLADE CONTAINER as normal waste.

WALL MOUNT BRACKET USED BLADE CONTAINER NO. 9845



Include it in your order now! With this mounting bracket you can fix your USED BLADE CONTAINER to a central location. Use the clamp and screws and nuts supplied with the product to attach it to either a pipe or a rod.

SAFEBOX NO. 108000



The SAFEBOX is large enough to store a large number of used blades safely. And at the same time, it is compact enough to carry with you. The two slits are not only used for filling, but also to „shorten“ your snap-off blades. When your SAFEBOX is full, empty it into your USED BLADE CONTAINER.

MANUFACTURER

MARTOR KG | Lindgesfeld 28 | 42653 Solingen | Germany
T +49 212 73870-0 | F +49 212 73870-90 | info@martor.de | www.martor.com