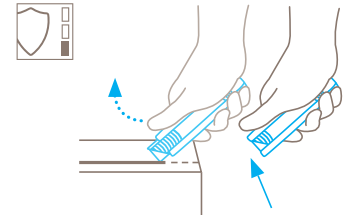


## TECHNICAL DATA SHEET

### SECUNORM 175 NO. 175001

#### Safety technology



#### Automatic blade retraction – a high degree of safety

The automatic blade retraction of the SECUNORM 175 ensures a high degree of safety from cut injuries. As soon as you have started cutting, take your thumbs off the slider. And the blade will immediately retract into the handle after leaving the material being cut.



#### COMPACT SAFETY KNIFE WITH AUTOMATIC BLADE RETRACTION, ESPECIALLY FOR CUTTING CARDBOARDS.

**Order No.** 175001.02

#### Surprisingly comfortable, incredibly capable.

Those who like cutting with the SECUNORM HANDYCUT will definitely be won over by our new SECUNORM 175. With the SECUNORM 175, we've taken all the good features of our popular little cardboard cutter... and made them even better. Blade change, for example, is incredibly easy here. With its ergonomic form and a fresh design, the SECUNORM 175 is a versatile, straight forward, compact pocket-rocket.

#### 4-times usable blade

Why do you benefit more from your blade? With its four sharp edges, it can be rotated four times. That's why. The result? Blade life is quadrupled and you stay sharp for longer.

#### Ergonomic handle

MARTOR wants to make your work easier for you, which is why we always have ergonomics in mind. With its small size and rounded off end, there's nothing uncomfortable about this cutter. A grooved slider offers grip for even better handling.

#### Easy blade change

Once again we've improved blade change. Simply press against the blade change button and pull to open the handle. The slider automatically folds up, revealing the blade. Rotate or change and continue cutting.

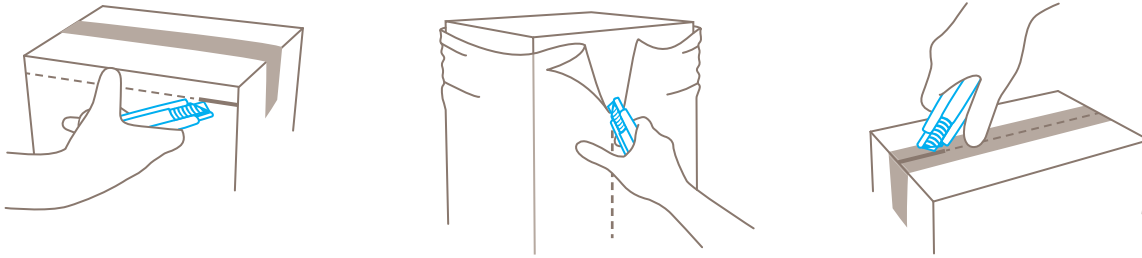
#### Double-sided slider

The SECUNORM 175 is user friendly in the best sense of the word. And with its double sided slider, it is suitable for both, right and left handed users. No modification required.

#### Practical eyelet

A cutting tool as handy as the SECUNORM 175 fits in your pocket. Mostly! To make your cutter even more available, you can pull a strap through the eyelet. And hang it around your wrist, for example.

## USAGE



## PRODUCT FEATURES

### Technical features



High safety



Tool-less blade change



Abrasion resistant



Very ergonomic



4-times usable blade



Extended blade length



Cutting depth



For right and left hander



Lanyard hole



Printable for promotional purposes

### Main cutting materials



Carton : jusqu'à 2 cannelures



Film étirable, thermo rétractable



Adhésif



Cerclage plastique



Sacs



Bandes de films et de papiers



Fils, ficelles

### Installed blade



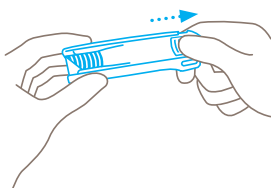
**NO. 45**  
0.30 mm

### Optional blade

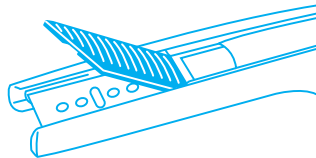


**NO. 145**  
0.30 mm, stainless

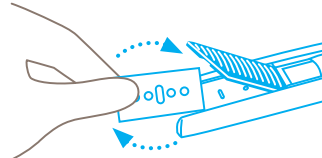
## BLADE CHANGE



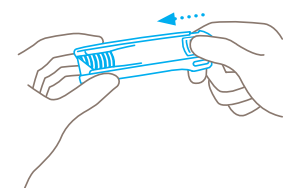
Press the blade-change button and **pull out the plastic insert**.



The blade cover opens **automatically**.



Now you can **turn or change** the blade.



Finally, push the plastic insert back into the handle, until you **hear it click into place**.

## SERVICES OFFERED



Safety poster



Training video



Technical data sheet



Consulting service

## PRODUCT AND PACKAGING DETAILS

<b>Order No.</b>	NO. 175001.02	<b>Packaging unit</b>	1 in single unit box
<b>Knife size (L x W x H)</b>	109.5 x 13.5 x 34 mm	<b>Size Single unit box</b>	112 x 15 x 35 mm
<b>Weight knife</b>	31.0 g	<b>Weight single unit box</b>	36.0 g
<b>Basic material</b>	Glass fibre reinforced plastic	<b>EAN Code single unit box</b>	4002632921087
<b>Extended blade length</b>	13 mm	<b>Quantity in outer pack</b>	20 knives
<b>Cutting depth</b>	10 mm	<b>Size outer pack</b>	148 x 78 x 116 mm
		<b>Weight outer pack</b>	770.5 g
		<b>EAN Code outer pack</b>	4002632972409
		<b>Customs tariff number</b>	82119300

## SAFETY CERTIFICATE

<b>Date of issue</b>	26.07.2013
<b>Certificate</b>	GS certificate NO. S 60087371

### Certificates and awards



## ENVIRONMENT

This SECUNORM 175 corresponds with the current REACH ordinance.

## SECURITY ADVICE

To ensure that you use your new MARTOR knife safely and most effectively, please read and note the following user instructions. Please keep the written guide in a safe place so that you can access it at any time.

**1. General application instructions:** Please use the product carefully for cutting work only and not for any purposes other than those that are intended. Please take the correct handling and the proper use of the knives into account in this regard.

**2. Special application instructions to avoid the danger of injuries:** Only use knives that are in perfect condition and have sharp, clean and undamaged blades. employ the utmost care when handling the knives.

**CAUTION:** The blade is sharp and can result in serious and deep cuts. Therefore, never reach into the blade! To reduce the danger of injuries, hold the hand that is being used to restrain and stabilise the cutting base in such a manner that the restraining hand or even other body parts are not endangered in the event that the knife slips.

**3. Replacement of spare parts:** Replace any blades that become dull at the right time! Use only the replacement blades

available at MARTOR for this purpose. Dispose of old blades in a proper fashion. They should not be placed in a waste paper bin, as this poses a considerable danger of injuries. Never perform any repairs yourself. If the knife displays signs of aging or other wear, e.g. function problems when changing the blade or in the handling of the blade pushers, then it must be rejected and replaced with a new one. Any modifications or manipulations to the product are prohibited, as they impair the product safety. **CAUTION:** There is an extremely high danger of injuries here!

**4. Non-use of the knife:** Always secure the blade in such a way that injuries due to cuts are excluded. Store the knife in a secure place.

**5. Care instructions:** Always keep the knife clean and do not expose it to unnecessary humidity to safeguard a long service life.

**CAUTION:** No liability will be assumed for consequential losses. Subject to technical changes and errors! This knife does not belong in the hands of children!

## ACCESSORIES

---

### BELT HOLSTER M WITH CLIP NO. 9921




What do you do with your cutting tools when you are not actually using them? The MARTOR BELT HOLSTER M is a robust holder that allows you to carry all midsize MARTOR cutters as well as our safety scissors at all times. In addition, the interior and exterior pockets are designed to allow you to load different tools: for example you can carry an extra cutter, a pen and a pack of blades. The MARTOR BELT HOLSTER is the ideal place to stow your tools safely when moving from A to B - and have them at hand, as soon as they are required.

### USED BLADE CONTAINER NO. 9810



You can fill the USED BLADE CONTAINER with the content of your SAFEBOX. Or directly with your used blades. When the box is full, turn the lid until it shuts. Now the box cannot be reopened. The next step is to safely and completely dispose of the filled USED BLADE CONTAINER.

### WALL MOUNT BRACKET USED BLADE CONTAINER NO. 9845



Include it in your order now! With this mounting bracket you can fix your USED BLADE CONTAINER to a central location. Use the clamp and screws and nuts supplied with the product to attach it to either a pipe or a rod.

### SAFEBOX NO. 108000



The SAFEBOX is large enough to store a large number of used blades safely. And at the same time, it is compact enough to carry with you. The two slits are not only used for filling, but also to „shorten“ your snap-off blades. When your SAFEBOX is full, empty it into your USED BLADE CONTAINER.

---

## MANUFACTURER

MARTOR KG | Heider Hof 60 | 42653 Solingen | Germany  
T +49 212 25805-0 | F +49 212 25805-55 | info@martor.de | www.martor.com